AVV. Wind.	CONDUTTORE Wire	Nr. SPIRE Nr. of turns	Rotaz	PIN DI USCITA Pin output	CAVA USCITA Exit slot	SPIRE STRATO Turns per layer	Nr. STRATI Nr. of layers	NOTE Remarks
N1	Filo rame ø 0.13 Rif.5	0 70	+	1 2	1/2 2/3	65	2	ULTIME 5 SPIRE DISTRIBUITE SULL'INTERA GOLA Spread last 5 turns
ISOLAMENTO: 3 GIRI DI NASTRO ADESIVO POLIESTERE RIF. 6 Insulation: turns of polyester adhesive tape Ref.								
N2	TEX-E025 Rif.7	0 4	+	8 7	8/9 7/8	4	½	AVVOLGERE SU META' STRATO Wind on half layer
ISOLAMENTO: Insulation:								
N3	TEX-E025 Rif.7	0 5	+	7 6	7/8 6/7	5	½	AVVOLGERE SU META' STRATO DI SEGUITO A N2 Wind on half layer following N2
ISOLAMENTO: 3 GIRI DI NASTRO ADESIVO POLIESTERE RIF. 6 Insulation: turns of polyester adhesive tape Ref.								
N4	Filo rame ø 0.20 Rif.6	0 18	+	4 5	4/5 4/5	18	1	
ISOLAMENTO: 1 GIRI DI NASTRO ADESIVO POLIESTERE RIF. 6 Insulation: turns of polyester adhesive tape Ref.								
N5	Filo rame ø 0.13 Rif.5	0 70	+	2 3	2/3 3/4	60	2	ULTIME 10 SPIRE DISTRIBUITE SULL'INTERA GOLA Spread last 10 turns
ISOLAMENTO: 3 GIRI DI NASTRO ADESIVO POLIESTERE RIF. 6 Insulation: turns of polyester adhesive tape Ref.								

MONTAGGIO – Assembling

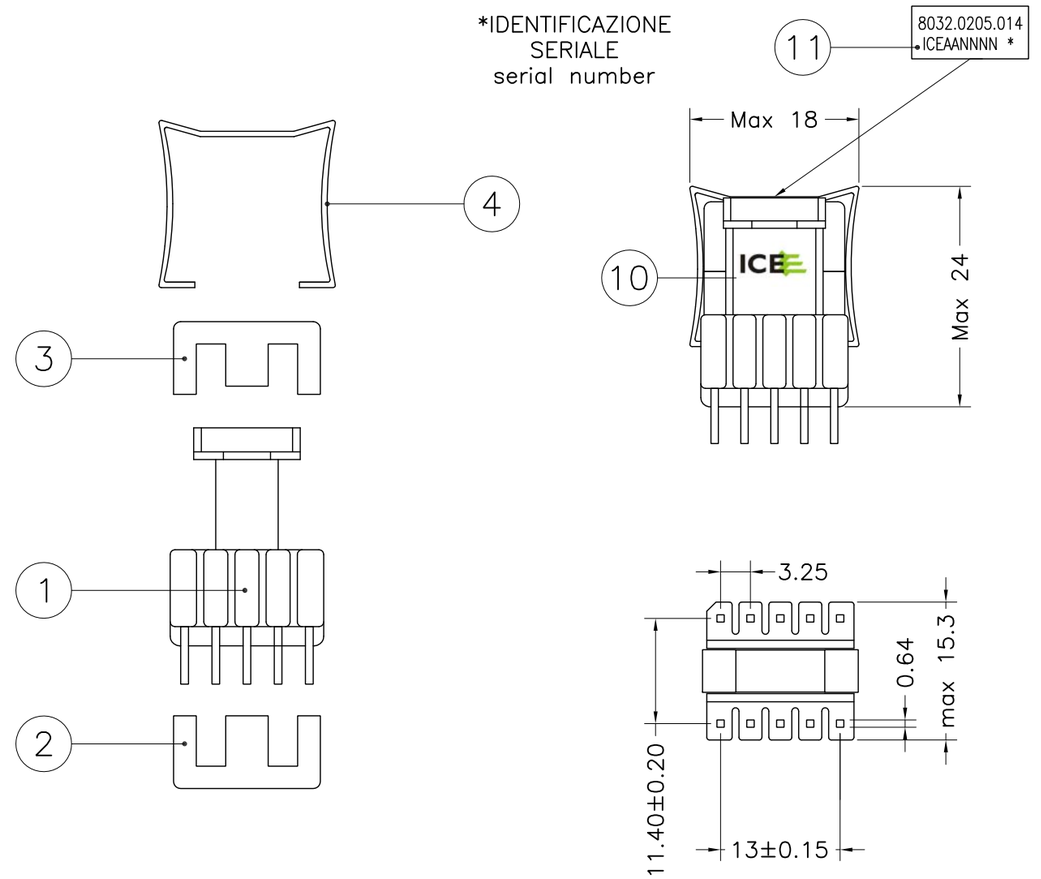

IMPREGNARE IN RESINA RIF.9
Varnish with resin ref.9

2011/65/UE (RoHS-2) Compliant

DIMENSIONI IN MILLIMETRI
Dimensions in millimeters

POSIZIONAMENTO ROCCHETTO
Positioning of the coilformer

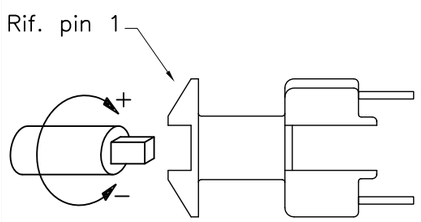

PIEDINATURA (VISTA DAL BASSO)
Pin-out (bottom view)

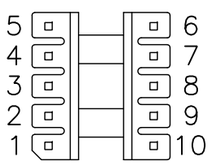

SCHEMA ELETTRICO
Electrical diagram

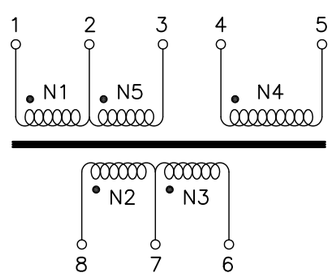

COLLAUDO ELETTRICO – Electrical checking

N°.	TIPO DI PROVA – Test	CONDIZIONI DI PROVA – Test Conditions	LIMITI – Limits
1	INDUTTANZA Inductance	1–3 @ 10 kHz – 100 mV	3.82 ÷ 4.67 mH
2	RAPPORTO SPIRE Turns ratio	TRA TUTTI GLI AVV. Between all windings @ 10kHz – 100mV	< 1 SPIRA Turn
3	RIGIDITÀ DIELETTRICA Dielectric strength	1+2+3/7+8+9 @ 3000 V – 50 Hz – 2 sec.	SUPERARE LA PROVA pass the test
4	RIGIDITÀ DIELETTRICA Dielectric strength	1+2+3/4+5 @ 500 V – 50 Hz – 2 sec.	SUPERARE LA PROVA pass the test

REV Rev	DATA APPR Appr. Date	RIF. MOD. Ref. Mod.	DESCRIZIONE MODIFICA Description of modification	REDAZIONE Editing	VERIFICA E APPROVAZIONE Check and approval
02	03.02.16		MODIFICATO NUMERO SPIRE – changed number of turns	C. Picciani	D. Di Giorgio
01	12.10.15		EMISSIONE – Release	C. Picciani	D. Di Giorgio

I.C.E. TRANSFORMERS

Mod. AQ 05.09

DESCRIZIONE–Description	Bias Transformer 800W EF16V (800W/PSU/Transf._3V3 out)			
DOCUMENTO–Document	CODICE–Part Number	REV.–Revision	DATA EMISSIONE–Release date	PAG.–Page
P.F.	8032.0205.014	02	12.10.15	1/1

TRANSFORMERS

Bill of Material Item: 8032.0205.014 *Bias Transformer 800W EF16V 800W/PSU/Transf._3V3 out*

Variant	Upd. Last	Execution	Approval
0000	07/11/2016	1027 DI GIORGIO DAVIDE 05/10/2015	1027 DI GIORGIO DAVIDE 05/10/2015

Components

Ref.	Component			Quantity	Notes
01	0203.0305.026	Coilformer EF16 vertical 10 pins mat. PM9630 - E41429	N	1	
02	0904.0505.026	Half core EF16 B66307-G-X187	N	1	077(TP4A), 080 (DMEG44) or eq.
03	0904.0505.038	Half Core EF16 Gap 0.10mm B66307-G100-X187	N	1	
04	0106.0105.001	Clip for EF16 78941-85	N	1	
05	1007.1065.001	Copper wire Ø0.13mm G1 class F (155°C) MW-79 - E125650	KG	0,001	
06	1007.1017.001	Copper wire Ø0.20mm G1 class F (155°C) MW-79 - E125650	KG	0	
07	1009.0401.010	Triple Insulated Winding Wire 0.25mm STW-B 0.25 - E242198	M	0,6	010 (TEX-E - E206440) or equivalent
08	1614.0101.059	Polyester adhesive tape H10mm th.0.06mm P-31 Sun Yellow - E178430	CM	32	
09	1904.0102.003	Varnish thermall class F (155°C) AC41 - E317427	LT	0	
10	3206.0704.001	PVC label 8x6mm .	N	1	
11	3206.0119.001	Polyester label 7816 - MH16411	N	2	